

1

2

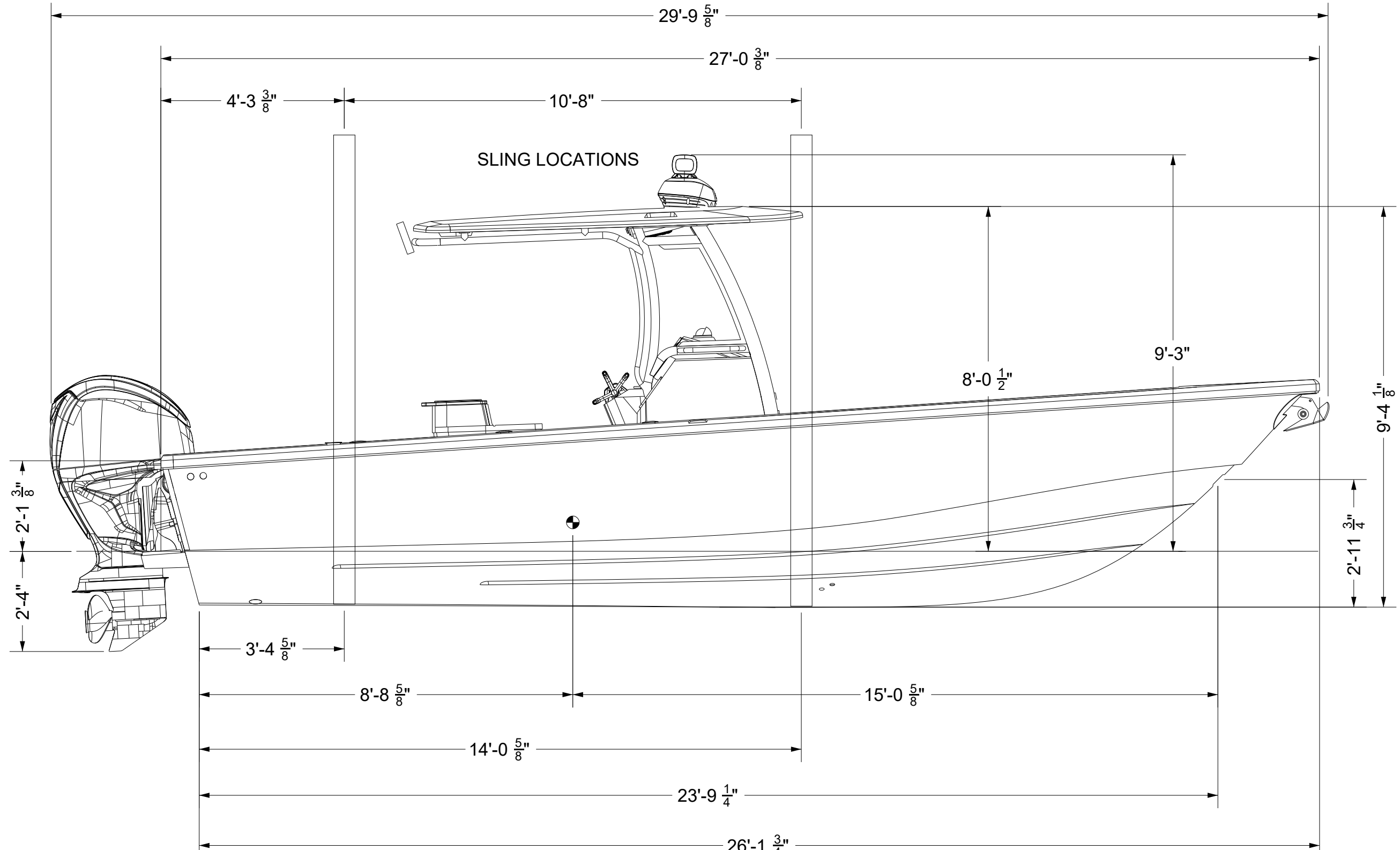
3

4

5

6

STANDARD HARDTOP WITH OPTIONAL RADAR



A

B

C

D

- NOTES:
 1) APPROXIMATE DRY WEIGHT 7500 WITH TWIN YAMAHA 300HP
 2) WEIGHT WITH OPTIONS FULL FUEL & FRESH WATER 8960
 3) BEAM OVERALL IS 9' 3"
 4) SOME OPTIONAL FEATURES NOT SHOWN (JACKPLATE, POWERPOLE, ETC)

REV DESCRIPTION DATE HULL APPR BY

EVERGLADES
 RJ Dougherty Associates
 544 S Airpark rd.
 Edgewater, FL 32132-3043
 386-4092202

Drawn by: C.PASONSKI
 Appr by: CW
 Chkd by:

Dwg No: 273-M-1
 Sheet: 1 OF 2

Scale:
 Date: 11/27/2023

Title: GRAVING PLAN
 Model: 273 CC
 Part No.

1

2

3

4

5

6

1

2

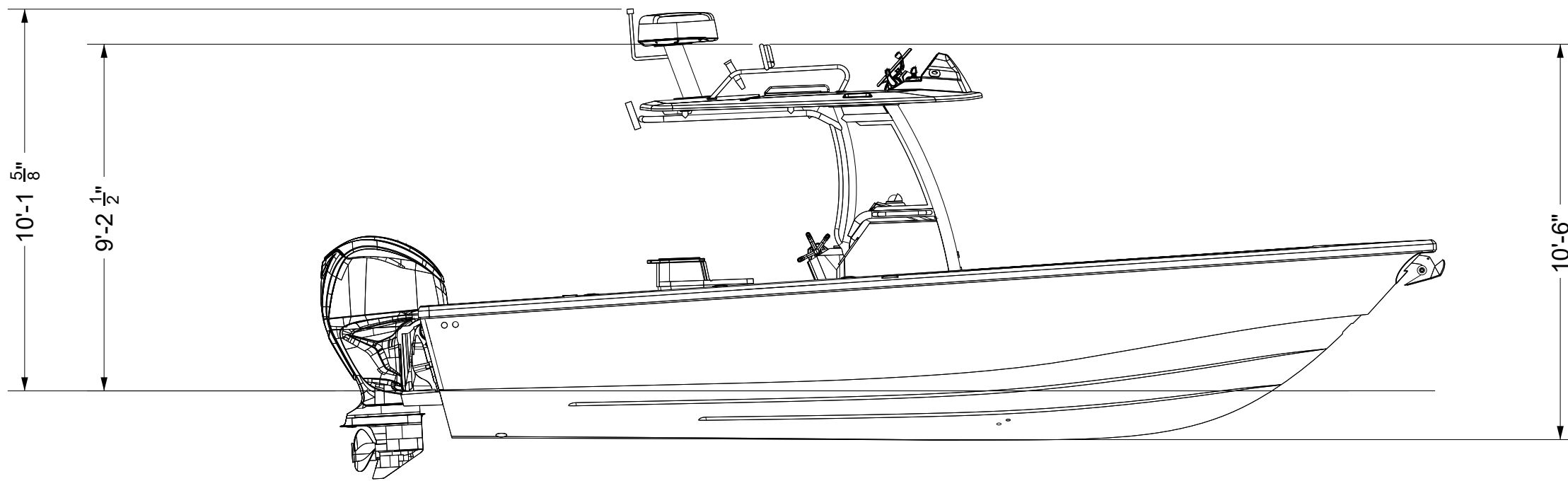
3

4

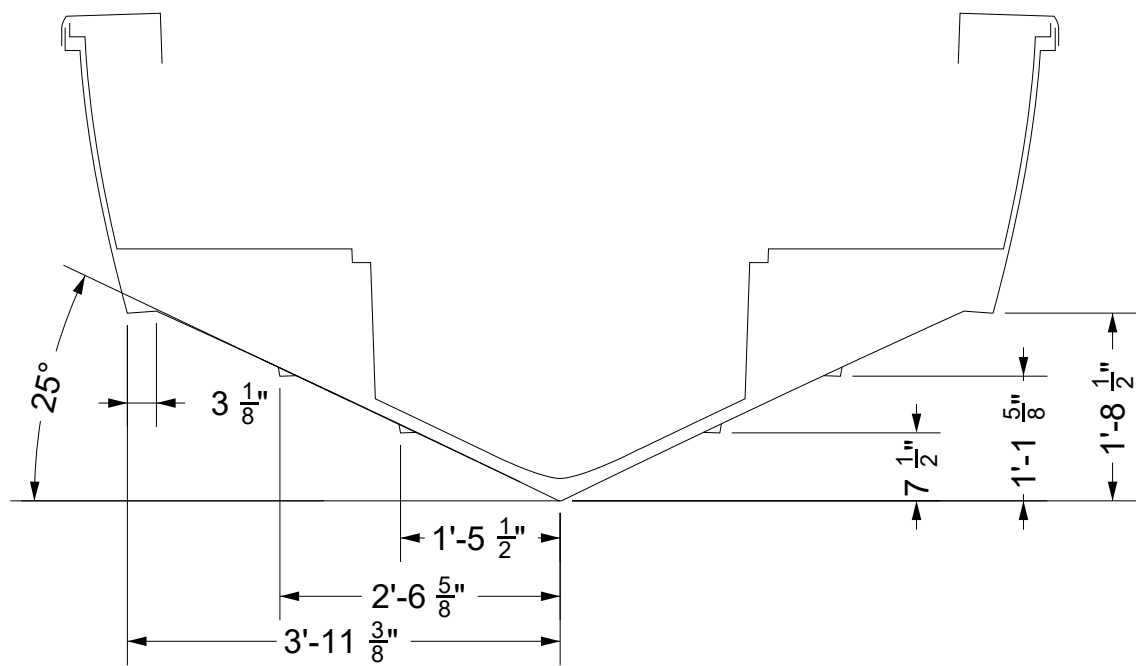
5

6

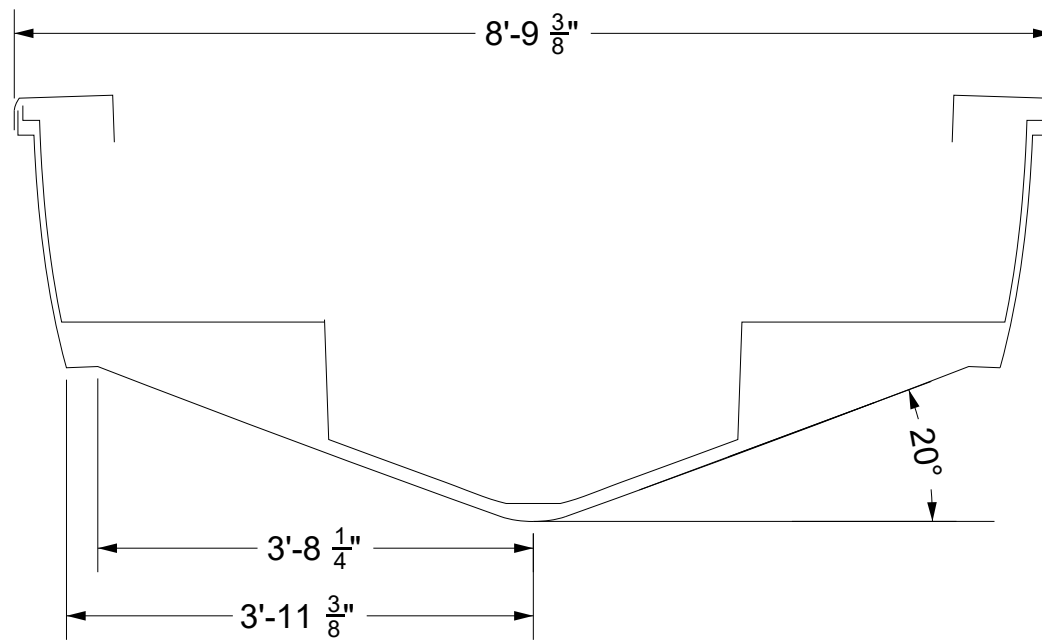
OPTIONAL UPPER STATION WITH OPTIONAL RADAR



SECTION AT MIDSHIPS



SECTION AT TRANSOM



REV DESCRIPTION DATE HULL APPR BY

EVERGIADAS

RJ Dougherty Associates
544 S Airpark rd.
Edgewater, FL 32132-3043
386-4092202

Drawn by:
C.PASONSKI

Appr by:
CW

Chkd by:

Dwg No:
273-M-1

Sheet:
2 OF 2

Scale:

Date:
11/27/2023

Title:
GRAVING PLAN

Part No.

Model:
273 CC

1

2

3

4

5

6