


223cc




Everglades
by Dougherty

223CC Bow Interior


Fwd Bow Interior



Anchor Locker




Aft Bow Interior



Fwd Rod Rack




Fwd Lid




1. RJAF:243-BOWRAIL-P – Port Bow Rail
2. RJAF:243-BOWRAIL-S – Stbd Bow Rail
3. Marine Audio:CMCX71 – Clarion Marine Speaker 6.5
4. Emerald Coast:62272410P – Port Bow Backrest Cushion
5. Emerald Coast:62272410S: - Stbd Bow Backrest Cushion
6. Jefco:12257 – 32" Off Set Hinge
7. New Boston:PRL-24-3 – Port Rod Locker Lid
8. Orcas:9121406 – Locking Lift Latch
9. Jefco:12019 – 24" Off Set Hinge
10. New Boston:FSL-24-2 – Forward Storage Lid
11. New Boston:SRL-24-4 – Stbd Rod Locker Lid
12. Spartech:242611 – Lower Rod Rack Set
13. SPD:BRX-1010SS – Stainless Bracket
14. SPD:GSSX-5300-60 – Stainless Gas Spring 60lb.
15. SPD:BRX-1020 – Stainless Flat Bracket
16. Innovative Light:550-1200-1 – Bow Light Stainless

17. GEM:68001 – 6" Pull Up Cleat
18. Jefco:12265 – 15 1/2" x 1" Flat Hinge
19. New Boston:AL-24-1 – Anchor Lid
20. Orcas:9021404 – Lift Latch Non Locking
21. Spartech:242600 – Anchor Holder
22. TH:DRS-7 – 7" Door Restraint
23. Spartech:242604 – Stbd Tackle Box
24. Innovative Product:MISC1618R – Right Swing Door
25. Emerald Coast:6007101 – Backrest Cushion
26. Innovative Product:MISC1618L – Left Swing Door
27. Spartech:242606 – Port Tackle Box
28. Emerald Coast:6007107 – 94qt. Cooler Cushion Only
29. Emerald Coast:6007111 – 94qt. Cooler and Cushion
30. New Boston:DSL-24-5 – Forward Fish Box Lid
31. TH:AS-1 – Screen / Strainer
32. TH:1592T – Cockpit Drain
33. Whitecap:S-0289 – 1" T-Handle Drain Plug W/Chain
34. TH:DS-1 – 13" Door Restraint
35. TH:CMK-1 – Cooler Mount Kit
36. Beckson:DPW82-WP – 8" Twist Out Deck Plate





Fwd Fish Box Pump




37. Whitecap:P-5513 – 1" Ball Valve
38. Jabsco Rule:403CDM – 800 GPH Angle Pump

223CC Console



1. RDI:1006RDI – Stainless Single Cup Holder
2. White Water:7302-SFG – Steering Wheel
3. Taco:V15-9779WH50 – Console Trim
4. Innovative Product:MISC-1618LS – 16" x 18" Left Swing Door
5. Metalcraft:S-130-182 – Fire Extinguisher
6. Innovative Product:MISC-1618RS – 16" x 18" Right Swing Door
7. Innovative Light:006-5100-1 – LED Step Light Red
8. BH:245-04314P – Switch Panel
9. Honda:06240-ZW5-U40 – Binnacle
Suzuki:67000-93J00 – Binnacle
10. Uflex:UP28T – 1.77 Tilt Helm Hydraulic
11. Honda:06375-ZY3-800 – Tachometer
12. Honda:06373-ZY3-800 – Speedometer
Suzuki:990C0-86W30 – Tach and Speed Multi Function Gauge Set
13. Ritchie:F-50W – Flush Mount Compass
14. Orcas:9503701 – 5/8" Impact Drain Stainless
15. Spartech:0000802 – Console Storage Box
16. Uflex:KITF – Remote Fill Kit

Center Console Interior



Horn Grill



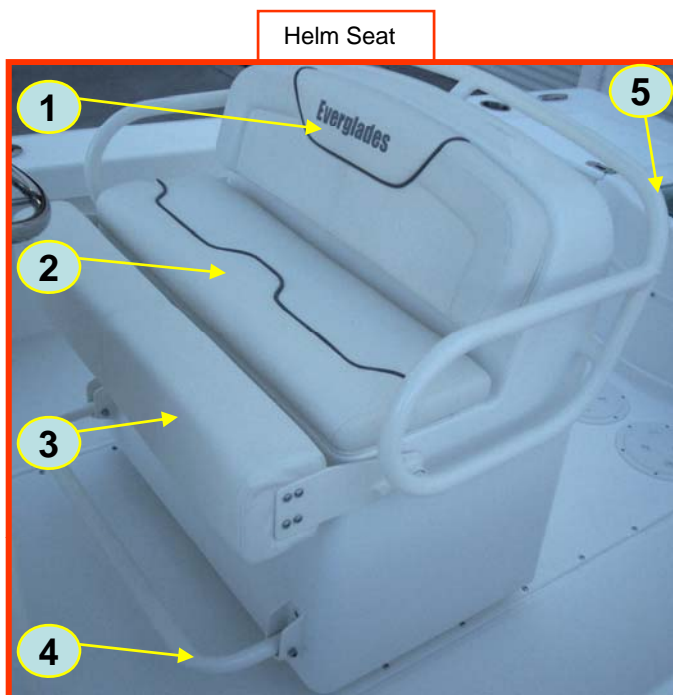


Horn




17. Pacer:ETS658-20WH – 20Amp. Push Button Breaker
Pacer:ES-PBCVR-BK – Breaker Boot Black
18. Linear:SAF-S – Standard Trim tab Switch
19. Eldon:Y0-8BN – ½" Y-Fitting
20. Bocatech:BTMH – Buss Bar
21. Marine East:8275 – 4" Open Vent Black
22. Marince:11187 – Horn Grill White
23. Marince:11080 – Drop In Horn

223CC Helm Seat



1. Emerald Coast:6007101 – Helm Seat Backrest
2. Emerald Coast:6007102 – Helm Seat Bottom Cushion
3. Emerald Coast:6007103 – Helm Seat Flip Up Bolster
4. RJAF:FOOTREST – Helm Seat Foot Rest
5. RJAF:RJAF:BACKREST – Helm Seat Back Rest
6. Innovative Product:MISC1618LS – 16" x 18" Left Swing Door
7. Innovative Product:MISC1618RS – 16" x 18" Right Swing Door
8. Beckson:DP82-WP – 8" Twist Out Deck Plate
9. Best Fab:12WSU – Fuel Sender 12"


223CC Hard Top




- | | |
|---|---|
| 1. RJAF:212224-HT – Hard Top Frame | 14. Hella:62356 – 20" Folding Stern Light |
| 2. BEP:ML-005NWW – White Flood Light | 15. RJLM:212224-HT – Everglades Hard Top |
| 3. ASA:AMS-6W – 6.5 White Speaker | 16. DPI:DPPRY4PW – 4" Pry Out Plate |
| 4. BH:242-04260P – Hard Top Switch Panel | 17. Spartech:242609 – Rod Rack Tip Holder Set |
| 5. ITC:69650-SS – LED Red / White Combo Light | 18. Taco:F403125BKA – Black Plug |
| 6. Spartech:242616 – Electronic Door | 19. Spartech:000702 – Windshield and Side Shield Set |
| 7. Orcas:8921212-2 – Latch Spacer 2mm. | 20. Design Standard:RKF-6E11-M – Black Knob |
| 8. Orcas:9121455 – Bridge latch Locking | 21. RJH:2224-8HT – Hard Top Harness |
| 9. Trim-Lok:3100BX1/4A – Trim Seal Black On Black | 22. Marine Fastener:5-13RW – Recessed Bumper W/Washer |
| 10. SPD:1015-SS – Stainless Bracket | 23. Marine Fastener:USWG-1032 – Well Nut |
| 11. SPD1096-SS – Stainless Bracket | |
| 12. Ameritool:625-3-20 – Gas Spring 20lb. Stainless | |
| 13. GEM:1172 – Butt Hinge | |

223CC Port and Stbd Outboard

Stbd Outboard



Port Outboard




1. GEM:68001 – 6” Pull Up Cleat
2. Spartech:242605 – Stbd Tackle Box
3. Orcas:9121455 – Bridge Pull Slam Latch Locking
4. Emerald Coast:60171104S – Stbd Coaming Pad
5. Spartech:242610 – Rod Rack Set
6. GEM:105532 – 30 Degree Rod Holder
7. Marine East:4635 – 2” Trim Ring Black
8. RDI:1006RDI – Stainless Single Cup Holder


9. Orcas:9024275 – Grab Rail 8 5/8” W/ 2” Studs
10. GEM:99601 – 1 ½” Gas Deck Plate
11. Emerald Coast:60171107P – Port Coaming Pad
12. BCH:223-CL – 223 Capacity Plate
13. Fabricators & Design:WL – Warning Label
14. Spartech:242606 – Port Tackle Box
15. BCH:RAW – Raw Water Label
16. Orcas:9004301 – Wash Down Faucet

223CC Aft Cockpit Interior

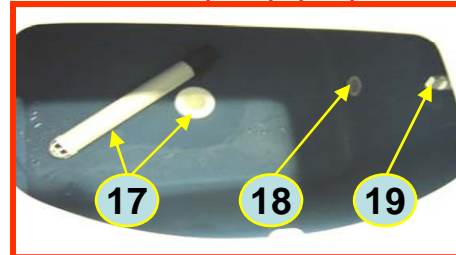
Battery Switch



Aft Cockpit Interior




Livewell



Water Pump



Aft Bilge



Jump Seat




1. Marine East:4635 – 2" Trim Ring
2. BCH:DS2 – Bilge Label
3. Pacer:ETS658-5WH – 5Amp. Breaker
Pacer:PBCVR-BK – Black Breaker Boot
4. BCH:MAIN – Main Breaker Label
5. Pacer:ETS658-30BK – 30Amp. Breaker
6. BEP:721B – Battery Switch
7. Bocatech:BTMH-15 – Buss Bar
8. Attwood:1492-1 – Receptacle Box
9. Orcas:9024275 – Grab Rail 8 5/8" W/Studs
10. Spartech:242603 – Livewell Lid
11. Orcas:9121453 – Slam Latch Non Locking
12. Beckson:DP82-WP – 8" Twist Out Deck Plate
13. GEM:130200 – Round Hinge Two Hole
14. Orcas:9121573 – Flush Sliding Door Latch
15. Spartech:000800 – Port Seat Lid
Spartech:000803 – Stbd Seat Lid

16. Orcas:9004301 – Wash Down Faucet
17. TH:ODT-2 – Drain Tube W/Screen
18. Innovative Light:012-5500-1 – Livewell Light
19. Attwood:4125-1 – Aerator Head
20. Jabsco Rule:403FCDM – 800GPH Livewell Pump
21. SeaTech:2419-1008 – ½" Male Elbow Connector
22. Whitecap:P-5512 – ¾" Ball Valve
23. Marine East:8751 – ½" FPT x ¼" Hose Barb
24. SeaTech:2417-10 – ½" Union Elbow
25. Shurflo:2088-732234 – 4.3 Pro Blaster Pump
26. Shurflo:255-213 – Strainer
27. SeaTech:2410-1008 – ½" Female Swivel Connector

28. MPI:900-1000 – Sure Bail Float Switch
29. Jabsco Rule:27DCDM – 1100GPH Bilge Pump
30. Emerald Coast:6007104 – Seat Backrest Cushion
31. Spartech:000801 – Seat Blocks
32. Emerald Coast:6007105 – Seat Bottom Cushion

223CC Hull Exterior



1. Taco:V21-9613WHC30D – Rub Rail White x 30'
2. Taco:S11-4511P20B – ¼" Stainless Insert
3. Orcas:9026290 – Bow Eye ½" x 2 ½"
4. GEM:850 – Clam Shell
5. GEM:954 – Gas Vent 90 Degree
6. Douglas:223CC – 223cc Chrome Logo
7. Douglas:EGL – Everglades Chrome Logo
8. BCH:DS3 – Ram Cap Label
9. Orcas:09024271 – 12" x 1" Grab Rail
10. Orcas:9026314 – Stern Eye ½" x 4 ½"
11. RJLM:18243-SWPF – Everglades Swim platform
12. Windline:SM-2XG – 2 Step Swim Ladder
13. GEM:73101 – 1 ½" Motor Well Thru Hull

14. Prime:87461R – Right Stainless End Cap
Prime:87462L – Left Stainless End Cap
15. Rabud:SS3C:3" Clear Scupper
16. Orcas:9005261 – 1 ½" 15 Degree Scupper
17. Orcas:9004266 – Garboard Drain Oval
18. Linear:VKAF12X10-8118 – 12" x 10" Trim Tab
19. Orcas:9005356 – ¾" x 90 Degree Thru Hull
20. Orcas:9005257 – 1 1/8" x 90 Degree Thru Hull
21. Seadog:367583 – ¾" Water Intake
22. GEM:839 – Clam Shell